



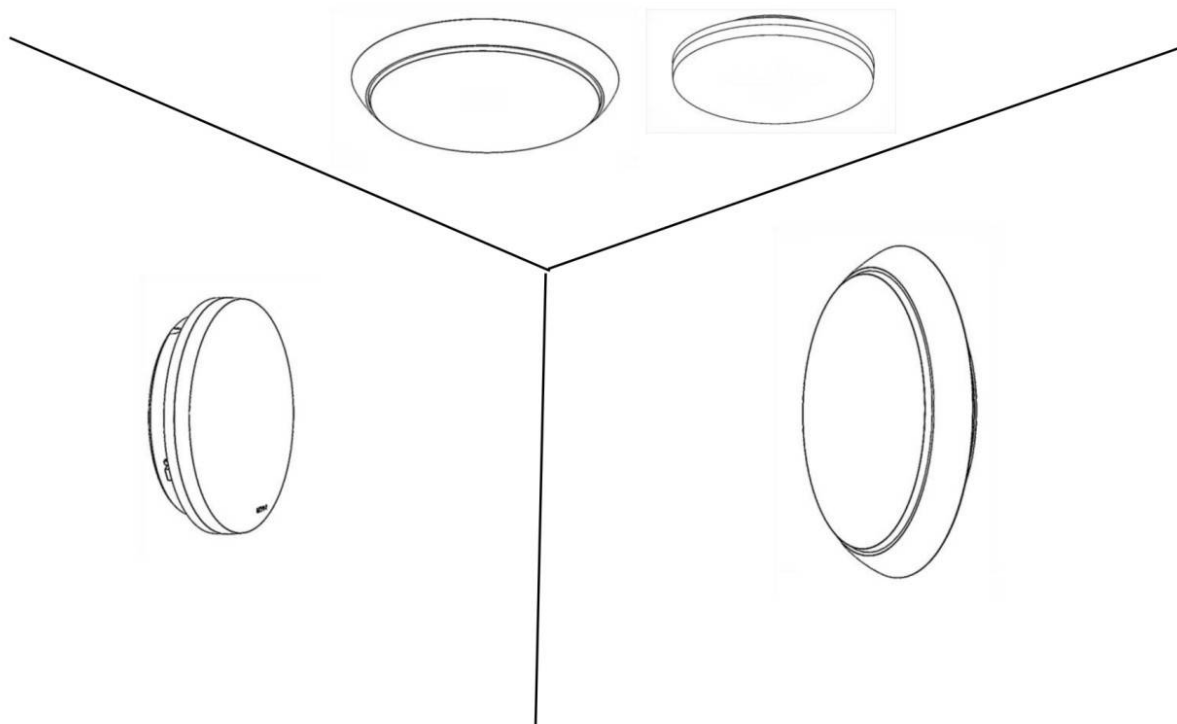
- Installation and wiring of luminaire must be in accordance with all applicable local codes.
- Installation, inspection, and maintenance of luminaires should be performed by a qualified electrician.
- DO NOT make or alter any open holes in the luminaire. Do not modify the luminaire.
- DO NOT install damaged product.
- Make sure electrical power is OFF before and during installation and maintenance.
- Make sure the equipment is properly grounded.
- Make sure the supply voltage is same as the rated fixture voltage.

LED Ceiling light
DOR/DOS



IP54

Required Tools



WARNING:



Check that the power is off before
conducting any maintenance and
assembly work



Caution, danger of electric shock



The installation and commissioning of the
luminaire as well as any modification to the
luminaire may only be performed by authorized
personnel (qualified electrician).

Step:1



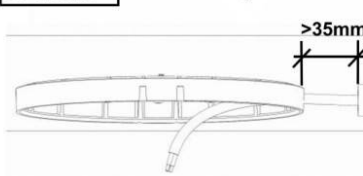
STEP:2



OPTION:A



OPTION:B



STEP:3



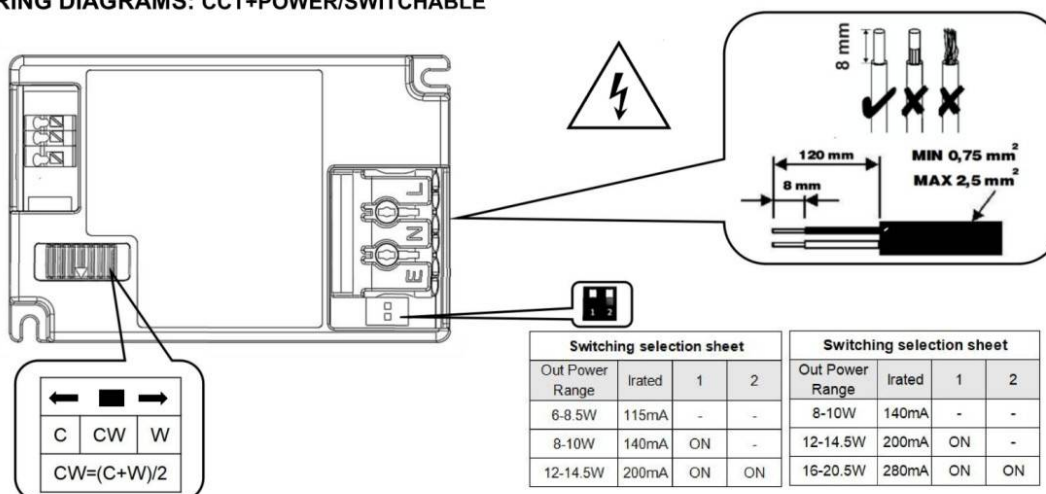
STEP:4



OPTION--SAFETY COVER



I. WIRING DIAGRAMS: CCT+POWER/SWITCHABLE



II. WIRING DIAGRAMS: CCT+POWER/SWITCHABLE+SENSOR/EM2



III. WIRING DIAGRAMS: CCT+DALI (TCI DT6)

